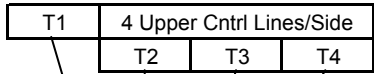


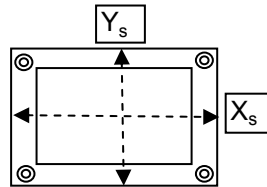
Line Trim Specification Sheet

r-Max 108

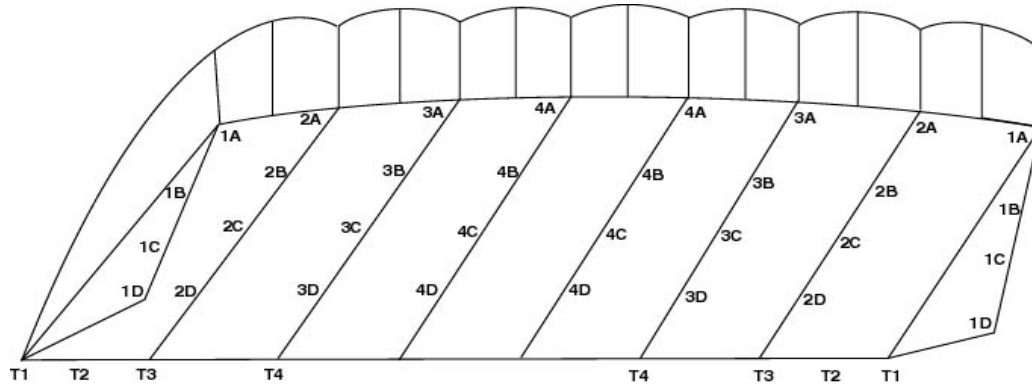
s/n _____



Zero Point
1 Lower Control Line per Side



Slider Dimensions		
$Y_s =$	38	cm
$X_s =$	74	cm
Measure along dotted lines		



Maximum Operating Weight Limit	kg	lbs
	100	220

Brake	166.6 cm
Set Loop	169.6 cm
Toggle	212.9 cm
Cut	231.7 cm

	1		2		3		4	
	cm	inches	cm	inches	cm	inches	cm	inches
A	241.2	95.0	241.7	95.1	241.7	95.1	241.7	95.1
B	98.4	38.7	115.7	45.6	115.7	45.6	115.7	45.6
C	228.5	90.0	263.9	103.9	263.9	103.9	263.9	103.9
D	61.8	24.3	115.7	45.6	115.7	45.6	115.7	45.6
T	109.2	43.0	109.2	43.0	109.2	43.0	109.2	43.0