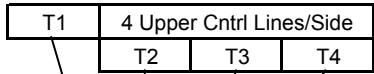


Line Trim Specification Sheet

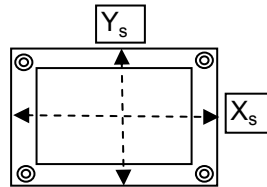
r-Max 118

s/n _____



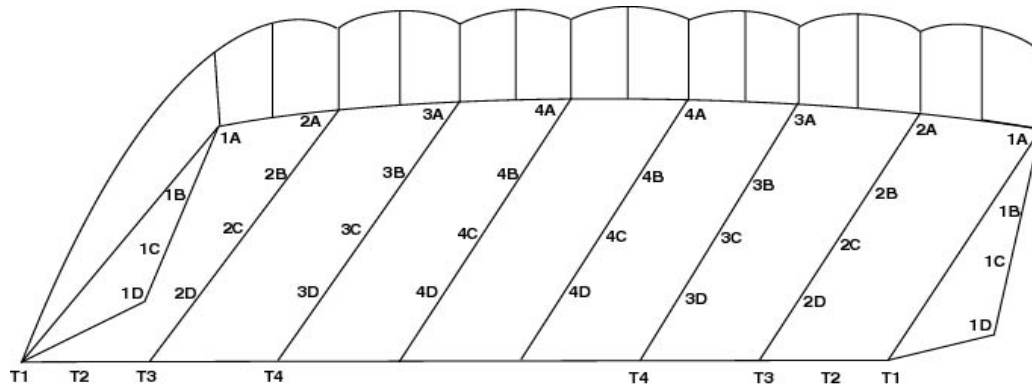
Zero Point

1 Lower Control Line per Side

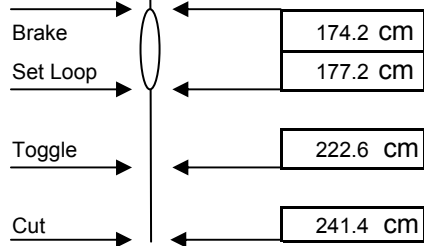


Slider Dimensions		
$Y_s =$	38	cm
$X_s =$	74	cm

Measure along dotted lines



Maximum Operating Weight Limit	kg	lbs
	100	220



	1		2		3		4	
	cm	inches	cm	inches	cm	inches	cm	inches
A	252.1	99.3	252.6	99.5	252.6	99.5	252.6	99.5
B	102.8	40.5	121.0	47.6	121.0	47.6	121.0	47.6
C	238.9	94.0	275.8	108.6	275.8	108.6	275.8	108.6
D	64.6	25.4	121.0	47.6	121.0	47.6	121.0	47.6
T	114.2	44.9	114.2	44.9	114.2	44.9	114.2	44.9