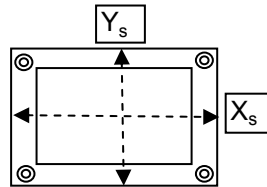
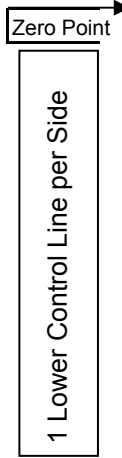
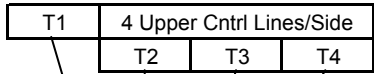


Line Trim Specification Sheet

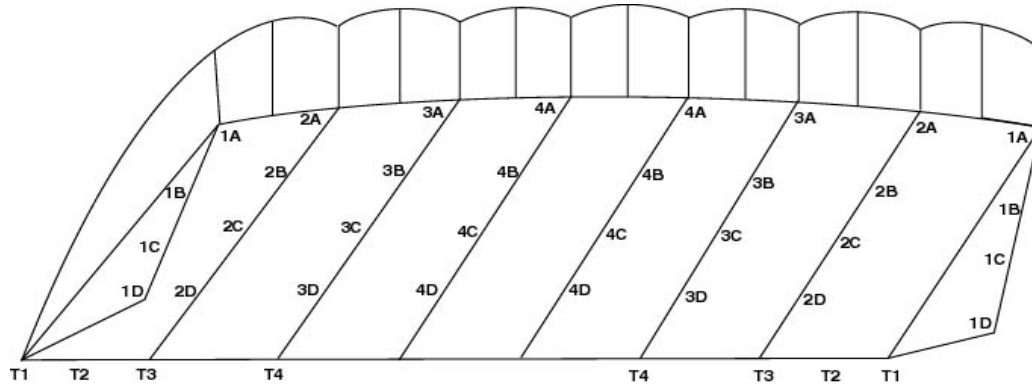
r-Max 128

s/n _____

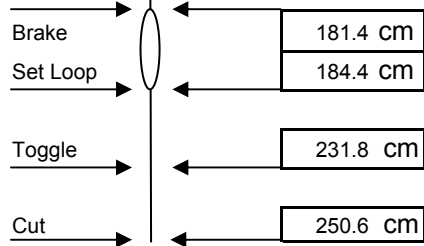


Slider Dimensions		
$Y_s =$	38	cm
$X_s =$	74	cm

Measure along dotted lines



Maximum Operating Weight Limit	kg	lbs
	100	220



	1		2		3		4	
	cm	inches	cm	inches	cm	inches	cm	inches
A	262.6	103.4	263.1	103.6	263.1	103.6	263.1	103.6
B	107.1	42.2	126.0	49.6	126.0	49.6	126.0	49.6
C	248.8	98.0	287.3	113.1	287.3	113.1	287.3	113.1
D	67.3	26.5	126.0	49.6	126.0	49.6	126.0	49.6
T	118.9	46.8	118.9	46.8	118.9	46.8	118.9	46.8