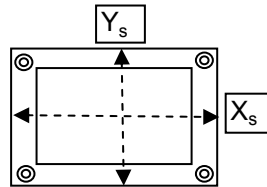
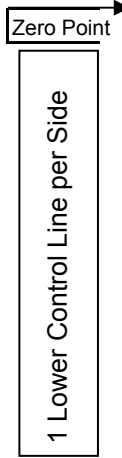
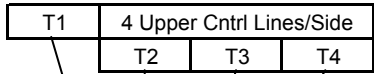


Line Trim Specification Sheet

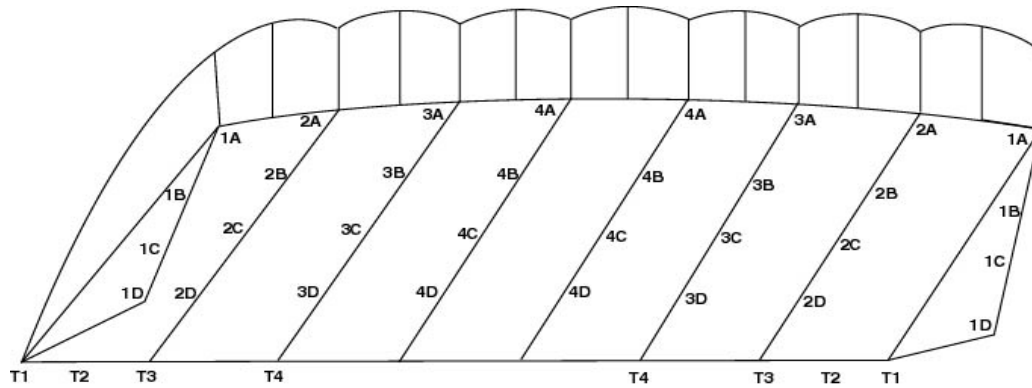
r-Max 138

s/n _____

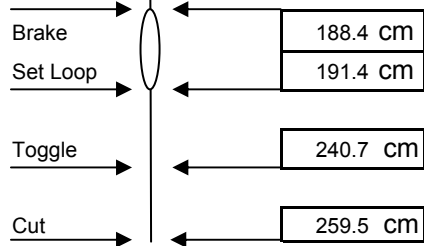


Slider Dimensions		
$Y_s =$	38	cm
$X_s =$	74	cm

Measure along dotted lines



Maximum Operating Weight Limit	kg	lbs
	115	254



	1		2		3		4	
	cm	inches	cm	inches	cm	inches	cm	inches
A	272.7	107.3	273.2	107.6	273.2	107.6	273.2	107.6
B	111.2	43.8	130.8	51.5	130.8	51.5	130.8	51.5
C	258.3	101.7	298.3	117.4	298.3	117.4	298.3	117.4
D	69.9	27.5	130.8	51.5	130.8	51.5	130.8	51.5
T	123.5	48.6	123.5	48.6	123.5	48.6	123.5	48.6