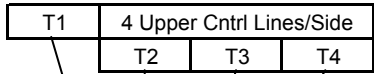


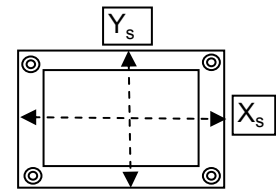
Line Trim Specification Sheet

r-Max 148

s/n _____

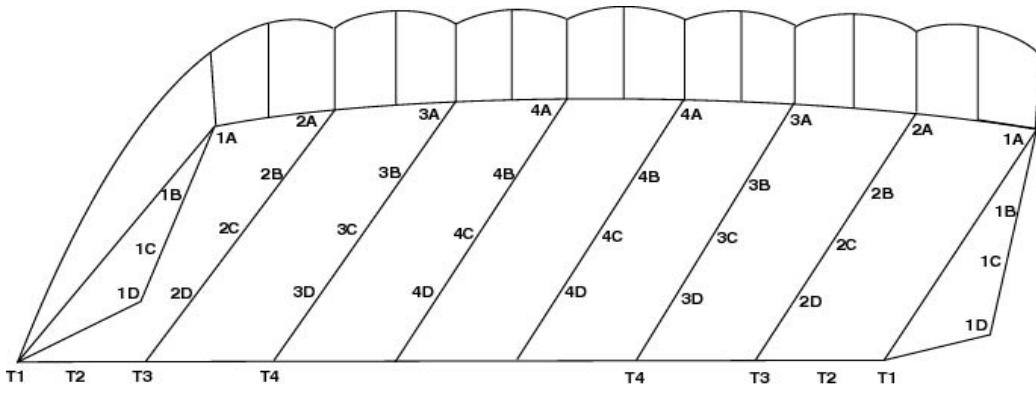


1 Lower Control Line per Side

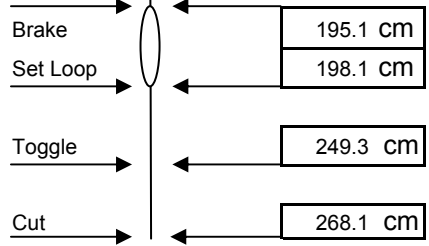


Slider Dimensions		
$Y_s =$	38	cm
$X_s =$	74	cm

Measure along dotted lines



Maximum Operating Weight Limit	kg	lbs
	115	254



	1		2		3		4	
	cm	inches	cm	inches	cm	inches	cm	inches
A	282.4	111.2	282.9	111.4	282.9	111.4	282.9	111.4
B	115.2	45.3	135.5	53.3	135.5	53.3	135.5	53.3
C	267.5	105.3	308.9	121.6	308.9	121.6	308.9	121.6
D	72.4	28.5	135.5	53.3	135.5	53.3	135.5	53.3
T	127.9	50.3	127.9	50.3	127.9	50.3	127.9	50.3