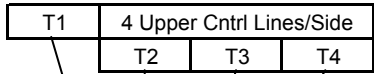


# Line Trim Specification Sheet

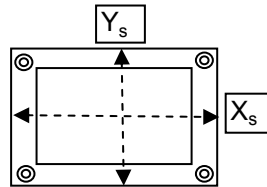
**r-Max 168**

s/n \_\_\_\_\_



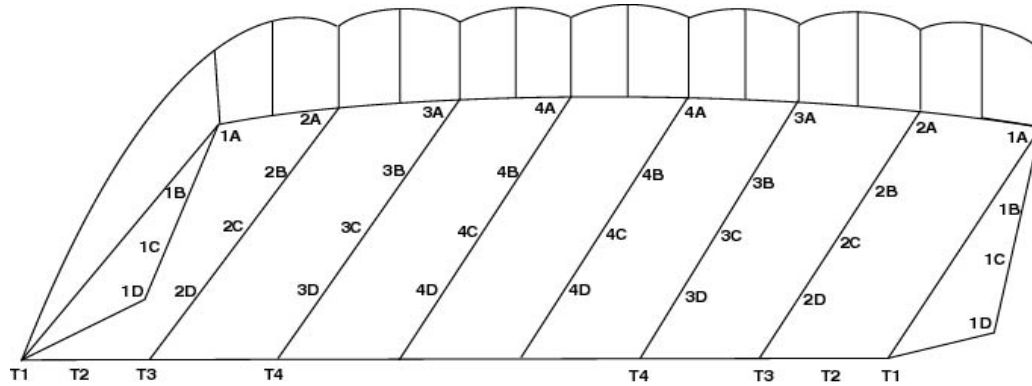
Zero Point

1 Lower Control Line per Side

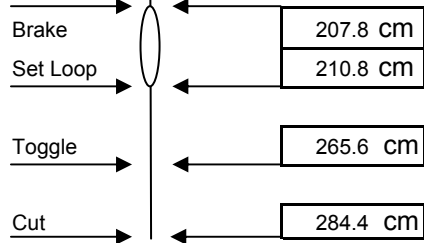


Slider Dimensions		
$Y_s =$	43	cm
$X_s =$	74	cm

Measure along dotted lines



Maximum Operating Weight Limit	kg	lbs
	115	254



	1		2		3		4	
	cm	inches	cm	inches	cm	inches	cm	inches
A	300.8	118.4	301.4	118.7	301.4	118.7	301.4	118.7
B	122.7	48.3	144.4	56.8	144.4	56.8	144.4	56.8
C	285.0	112.2	329.1	129.6	329.1	129.6	329.1	129.6
D	77.1	30.4	144.4	56.8	144.4	56.8	144.4	56.8
T	136.2	53.6	136.2	53.6	136.2	53.6	136.2	53.6