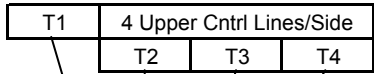


Line Trim Specification Sheet

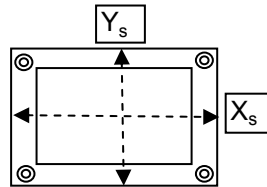
r-Max 218

s/n _____



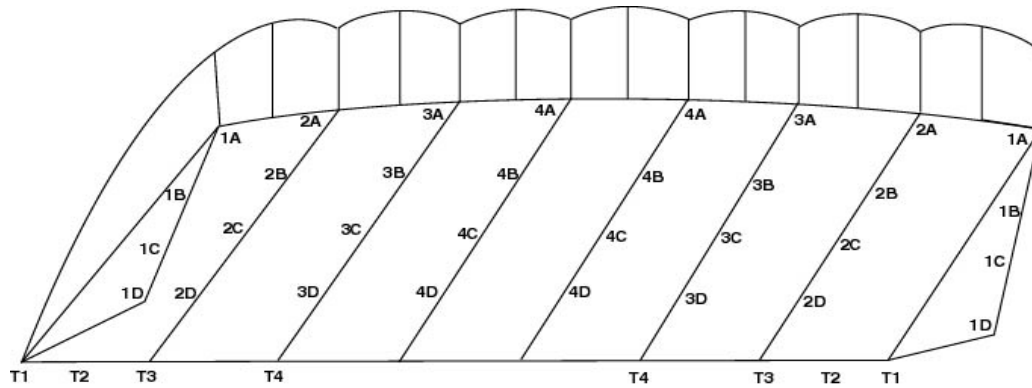
Zero Point

1 Lower Control Line per Side

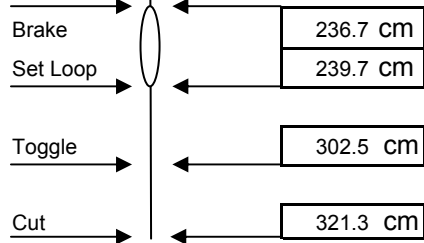


Slider Dimensions		
$Y_s =$	43	cm
$X_s =$	74	cm

Measure along dotted lines



Maximum Operating Weight Limit	kg	lbs
	115	254



	1		2		3		4	
	cm	inches	cm	inches	cm	inches	cm	inches
A	342.7	134.9	343.4	135.2	343.4	135.2	343.4	135.2
B	139.8	55.0	164.4	64.7	164.4	64.7	164.4	64.7
C	324.7	127.8	374.9	147.6	374.9	147.6	374.9	147.6
D	87.8	34.6	164.4	64.7	164.4	64.7	164.4	64.7
T	155.2	61.1	155.2	61.1	155.2	61.1	155.2	61.1