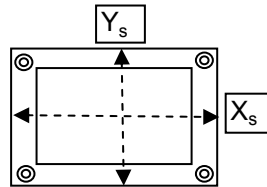
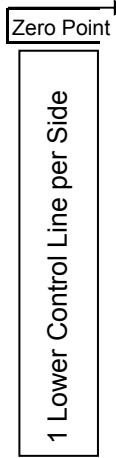
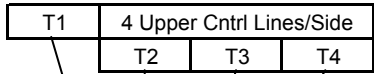


Line Trim Specification Sheet

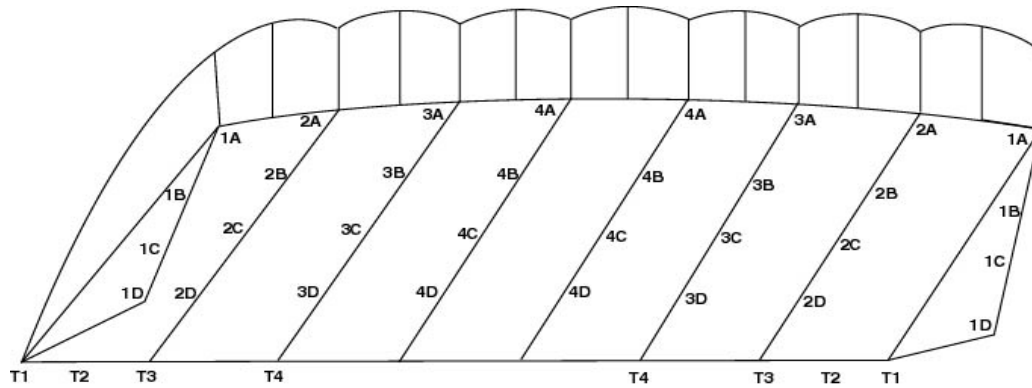
r-Max 228

s/n _____

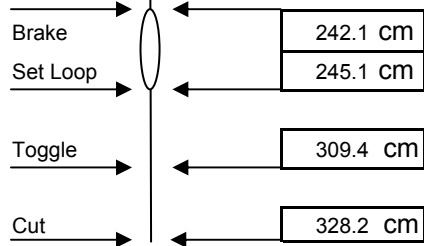


Slider Dimensions		
$Y_s =$	43	cm
$X_s =$	74	cm

Measure along dotted lines



Maximum Operating Weight Limit	kg	lbs
	120	264



	1		2		3		4	
	cm	inches	cm	inches	cm	inches	cm	inches
A	350.5	138.0	351.1	138.2	351.1	138.2	351.1	138.2
B	142.9	56.3	168.2	66.2	168.2	66.2	168.2	66.2
C	332.1	130.7	383.4	151.0	383.4	151.0	383.4	151.0
D	89.8	35.4	168.2	66.2	168.2	66.2	168.2	66.2
T	158.7	62.5	158.7	62.5	158.7	62.5	158.7	62.5