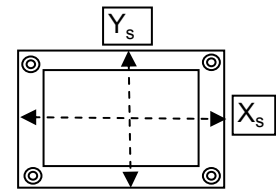
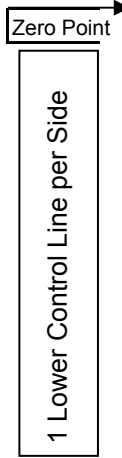
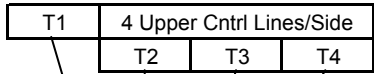


Line Trim Specification Sheet

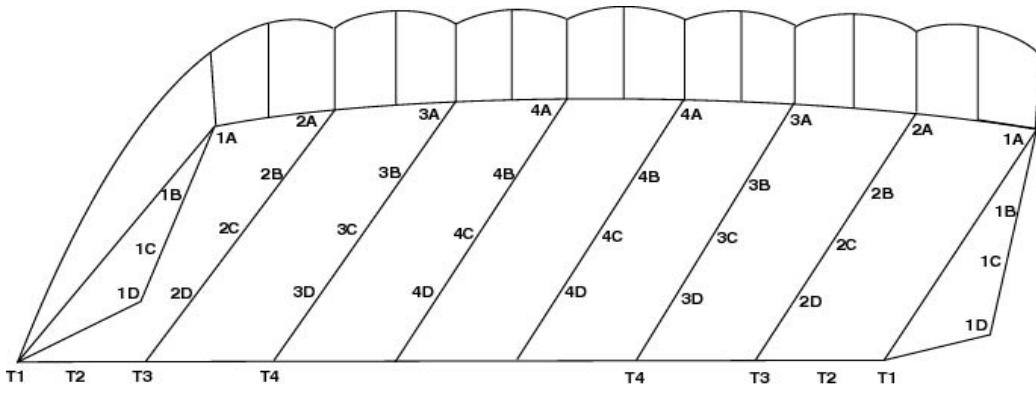
r-Max 248

s/n _____

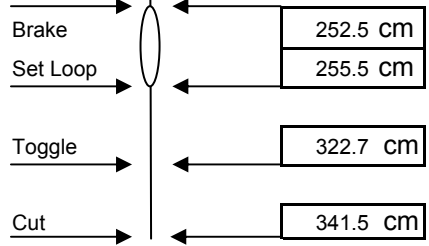


Slider Dimensions		
$Y_s =$	48	cm
$X_s =$	74	cm

Measure along dotted lines



Maximum Operating Weight Limit	kg	lbs
	129	284



	1		2		3		4	
	cm	inches	cm	inches	cm	inches	cm	inches
A	365.5	143.9	366.2	144.2	366.2	144.2	366.2	144.2
B	149.1	58.7	175.4	69.0	175.4	69.0	175.4	69.0
C	346.3	136.3	399.9	157.4	399.9	157.4	399.9	157.4
D	93.7	36.9	175.4	69.0	175.4	69.0	175.4	69.0
T	165.5	65.2	165.5	65.2	165.5	65.2	165.5	65.2